

Description:

The modular ladder is designed to provide personnel access to underground structures. The ladder is supplied in preassembled sections which are bolted together on site and fixed to the wall.


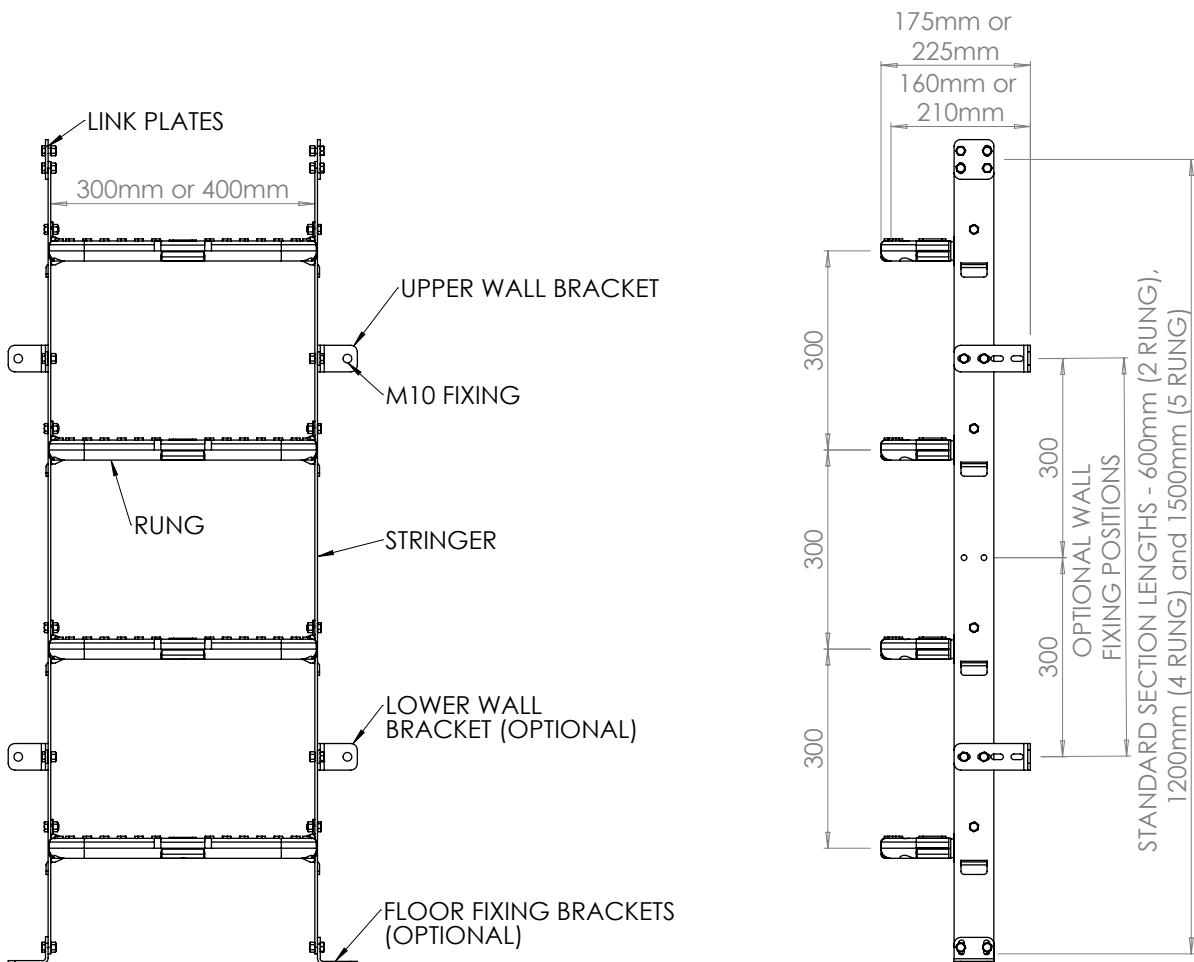
Advantages:

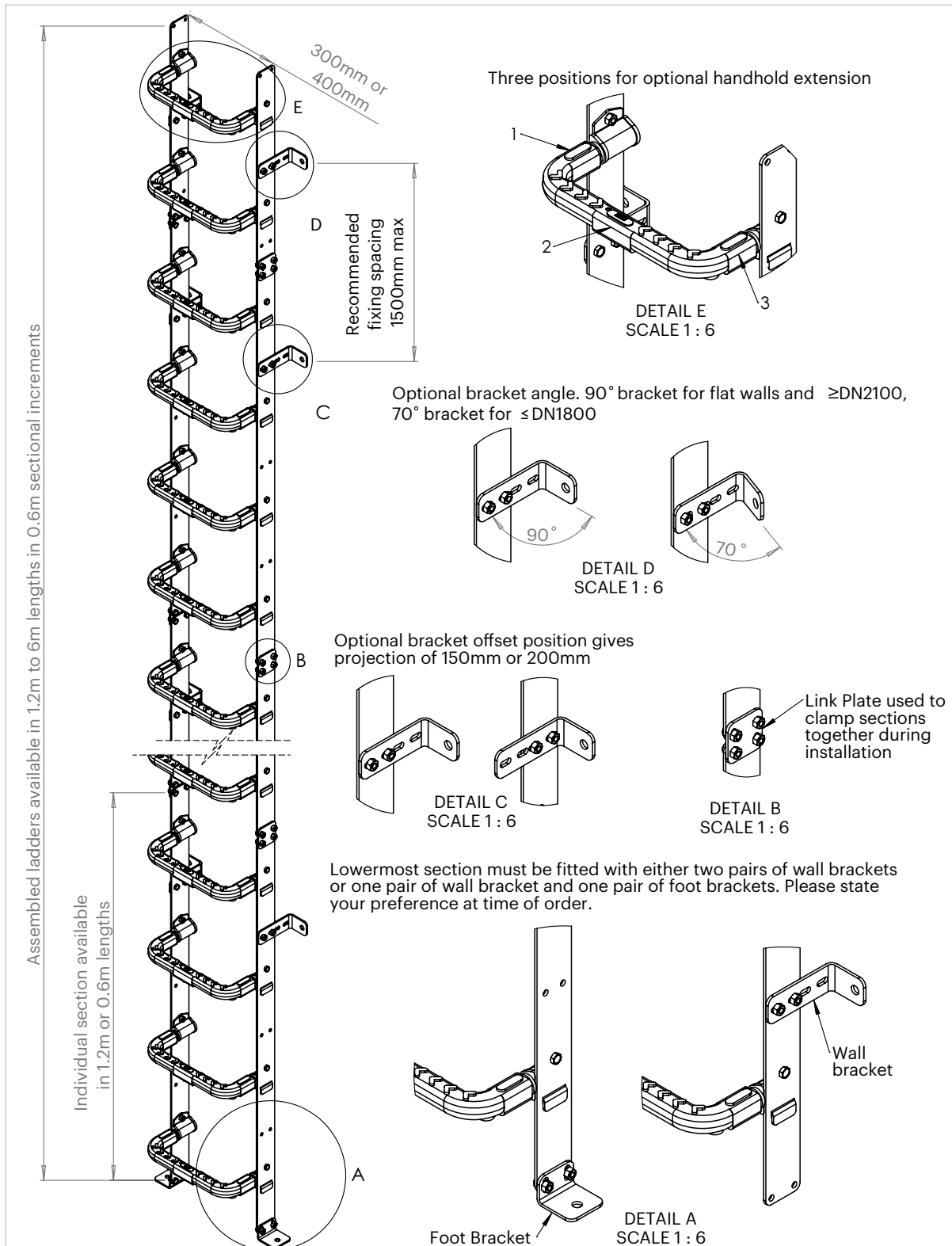
- None bespoke design. Stock parts can be configured on site to create any length of ladder required
- Light weight sections (7.5kg per meter)
- High visibility rungs
- Rungs have proven high grip tread
- Adjustable for 150mm or 200mm nominal projection
- Two widths of rung available, 300mm and 400mm
- Easy fit, two M10 anchors per 1.5m length
- Can be stored on site and installed as required minimising time using temporary access
- No special tools required
- Damaged rungs or sections can be replaced with basic hand tools
- Corrosion resistant stainless steel and plastic encapsulated high tensile steel rungs
- WRc approved, search for approval PT/384/0916



Technical:

- The ladder is designed to the requirements of EN14396 and Sewers for Adoption 7
- Exposed steel components are 304 (A2 / X6CrNiTi18-10) stainless steel
- M10 anchors (not supplied) shall be selected according to the surface with which the ladder shall be attached. Fixings shall provide a minimum pullout of 1.6kN and a minimum shear of 6kN
- Rungs are high tensile steel encapsulated with virgin polypropylene copolymer offering a resistance in excess of 1M Ω at 500v. Polypropylene has corrosion resistance equivalent to 316 stainless steel
- Ladder is of type D in accordance with section 4.3.1 of EN14396
- Tread width is available at a nominal 300mm or 400mm
- Rung vertical spacing is 300mm
- Rung standoff is optionally 175mm or 225mm determined by the installer to suit the minimum clear opening requirements
- The length and position of the ladder can be determined by the installer to comply with the required maximum distance from the surface of 675mm
- The recommended distance between two wall fixings is 1500mm
- Fasteners are designed such that they cannot work loose
- Manufactured in a UK based ISO 9002: 1994 quality assured factory





CASWICK

Tel: +44(0)1427 872017
© Copyright. All rights reserved

DO NOT SCALE - If in doubt ask!
Unless otherwise stated:
- All Dimensions in MM
- All sharp edges to be removed

TOLERANCES:
LINEAR: +/- 5mm
ANGULAR: +/- 5°



THIRD ANGLE

Drawn By:
A. Turner

WEIGHT: 8665.33 g

TITLE:

Ladder Modular Fixed

MATERIAL:
Material <not specified>

REVISION

DWG NO.
7149

SCALE:1:12

SHEET 2 OF 2

A4

08/02/2013